

Introductory sub-table 1)(a)

Name of the Company: BLOOM INDUSTRIES LTD

Script Code, Name of the scrip, class of security: 513422

Quarter ended: 30/09/2012

Partly paid-up shares:- No. of partly paid-up shares As a % of total no. of partly paid-up shares As a % of total no. of shares of the company

Held by promoter/promoter group	#DIV/01		
Held by public	#DIV/01		
Total	0	#DIV/01	

Outstanding convertible securities:- No. of outstanding securities As a % of total no. of outstanding convertible securities As a % of total no. of shares of the company, assuming full conversion of the convertible securities

Held by promoter/promoter group	#DIV/01		
Held by public	#DIV/01		
Total	0	#DIV/01	

Warrants:- No. of warrants As a % of total no. of warrants As a % of total no. of shares of the company, assuming full conversion of warrants

Held by promoter/promoter group	#DIV/01		
Held by public	#DIV/01		
Total	0	#DIV/01	

Total paid-up capital of the company, assuming full conversion of warrants and convertible securities


4706000 FOR Bloom Industries Ltd.

Director

Statement Showing Shareholding Pattern

Category code	Category of Shareholder	Number of Shareholders	Total number of shares	Number of shares held in dematerialized form		Total shareholding as a percentage of total number of shares		Number of shares	As a percentage of (A+B+C)*100
				(IV)	(V)	As a percentage of (A+B) ¹	As a percentage of (A+B+C)		
(A)	(II) Shareholding of Promoter and Promoter	(III)	(IV)	(V)	(VI)	(VII)	(VIII)	(IX) = (VIII)/(IV)*100	
(a)	Individuals/Hindu Undivided Family								
(b)	Central Government/ State Government(s)	0	0	0	0	0.00	0.00	#DIV/0!	
(c)	Bodies Corporate	0	0	0	0	0.00	0.00	#DIV/0!	
(d)	Financial Institutions/ Banks	0	0	0	0	0.00	0.00	#DIV/0!	
(e)	Any Others(Specify)	0	0	0	0	0.00	0.00	#DIV/0!	
(e-i)	Directors	2	2767930	2767900	596400	58.82	58.82	#DIV/0!	
(e-ii)	Directors Relative	1	596400	596400		12.67	12.67	0.00	
	Sub Total(A)(I)	3	3364300	3364300		71.49	71.49	0	
2	Foreign								
a	Individuals (Non-Residents Individuals/ Foreign Individuals)	0	0	0	0	0.00	0.00	#DIV/0!	
b	Bodies Corporate	0	0	0	0	0.00	0.00	#DIV/0!	
c	Institutions	0	0	0	0	0.00	0.00	#DIV/0!	
d	Qualified Foreign Investor	0	0	0	0	0.00	0.00	#DIV/0!	
e	Any Others(Specify)	0	0	0	0	0.00	0.00	#DIV/0!	


For Bloom Industries Ltd.



Director

(d-ii)	Clearing Members	0	0	0	0.00	0.00		
	Sub-Total (B)(2)	2354	1341700	170800	28.51	28.51		
(B)	Total Public Shareholding (B)= (B)(1)+(B)(2)	2354	1341700	170800	28.51	28.51		
	TOTAL (A)+(B)	2357	4706000	3535100	100.00	100.00		
(C)	Shares held by Custodians and against which Depository Receipts have been issued							
1	Promoter and Promoter Group							
2	Public							#DIV/0!
	Sub-Total (C)	0	0	0		0		
	GRAND TOTAL (A)+(B)+(C)	2357	4706000	3535100	100	100.00		0.00

For Bloom Industries Ltd.



Director

Sr.No	Notes
1	Name, Number of Shares held & percentage of shareholding of entities/persons holding more than 1% of the shares of the company is as per annexure
2	
3	
4	
5	
6	
7	
8	
9	

For Bloom Industries Ltd.



Director

(*) The term "encumbrance" has the same meaning as assigned to it in regulation 28(3) of the SAST Regulations, 2011

For Bloom Industries Ltd.



Director

(D)(c)(i) Statement showing holding of securities (including shares, warrants, convertible securities) of persons belonging to the category "Public" and holding more than 1% of the total number of shares

Sr. No.	Name of the shareholder	Number of shares held	Shares as a percentage of total number of shares i.e., Grand Total (A)+(B)+(C) indicated in Statement at para (D)(a) above}	Details of warrants			Details of convertible securities		Total shares (including underlying shares assuming full conversion of warrants and convertible securities) as a % of diluted share capital
				Number of warrants held	As a % of total warrants of the same class	Number of convertible securities held	% w.r.t total number of convertible securities of the same class		
1	BHUPENDRA CAPITAL AND FINANCE LTD	100000	2.12						2.12
2	SHUBHAM MERCANTILE CO P LTD	100000	2.12						2.12
3	DEEPESH TIBREWALA	50300	1.06						1.06
4									
5									
6									
7									
8									
9									
10									
TOTAL		250300	5.32	0	#DIV/0!	0	#DIV/0!		5.3

For Bloom Industries Ltd.



Director

(D)(c)(ii) Statement showing holding of securities (including shares, warrants, convertible securities) of persons (together with PAC) belonging to the category "Public" and holding more than 5% of the total number of shares of the company

Sr. No.	Name(s) of the shareholder(s) and the Persons Acting in Concert (PAC) with them	Number of shares	Shares as a percentage of total number of shares {i.e., Grand Total (A)+(B)+(C) indicated in Statement at para (D)(a) above}	Details of warrants		Details of convertible securities		Total shares (including underlying shares assuming full conversion of warrants and convertible securities) as a % of diluted share capital
				Number of warrants	As a % total number of warrants of the same class	Number of convertible securities held	% w.r.t total number of convertible securities of the same class	
1								
2								
3								
4								
5								
6								
7								
8								
9								
10								
TOTAL		0	0.00	0		0		0

For Bloom Industries Ltd.

S. S. S.

Director

(D)(d) Statement showing details of locked-in shares

Sr. No.	Name of the shareholder	Number of locked-in shares	Locked-in shares as a percentage of total number of shares {i.e., Grand Total (A)+(B)+(C) indicated in Statement at para (D)(a) above}
1	KAMAL KUMAR CHAUDHARY	2717800	57.75
2	KAMAL KUMAR CHAUDHARY - HUF	596400	12.67
3	ALKA MANISH NARSARIA	50100	1.06
4			0.00
Note: For Revocation of Suspension in Trading of Shares of the Company with the Bombay Stock Exchange, the Company has locked-in the shares of Promoter Group holding 3364300 Equity Shares upto a period of 31/08/2012			
			0.00
			0.00
			0.00
TOTAL		3364300	71.48

For Bloom Industries Ltd.



Director

(II)(a) Statement showing details of Depository Receipts (DRs)

Sr. No.	Type of outstanding DR (ADRs, GDRs, SDRs, etc.)	Number of outstanding DRs	Number of shares underlying outstanding DRs	Shares underlying outstanding DRs as a percentage of total number of shares {i.e., Grand Total (A)+(B)+(C) indicated in Statement at para (I)(a) above}
1				0.00
2				0.00
3				0.00
4				0.00
5				0.00
6				0.00
7				0.00
8				0.00
9				0.00
TOTAL		0	0	0.00


For Bloom Industries Ltd.



Director

(11)(b) Statement showing holding of Depository Receipts (DRs), where underlying shares held by "promoter/promoter group" are in excess of 1% of the total number of shares

Sr. No.	Name of the DR Holder	Type of outstanding DR (ADRs, GDRs, SDPs, etc.)	Number of shares underlying outstanding DRs	Shares underlying outstanding DRs as a percentage of total number of shares {i.e., Grand Total (A)+(B)+(C) indicated in Statement at para (1)(a) above}
1				0.00
2				0.00
3				0.00
4				0.00
5				0.00
6				0.00
7				0.00
8				0.00
9				0.00
TOTAL				0.00


 For Bloom Industries Ltd.
 Director