


Introductory sub-table (1)(a)

Name of the Company BLOOM INDUSTRIES LTD

Scrip Code, Name of the scrip, class of security: 513422, EQUITY

Quarter ended: 31st March 2014

Partly paid-up shares:-	No. of partly paid-up shares	As a % of total no. of partly paid-up shares	As a % of total no. of shares of the company
Held by promoter/promoter group	0	#DIV/0!	
Held by public	0	#DIV/0!	
Total - D	0	#DIV/0!	
Outstanding convertible securities:-	No. of outstanding securities	As a % of total no. of outstanding convertible securities	As a % of total no. of shares of the company, assuming full conversion of the convertible securities
Held by promoter/promoter group	0	#DIV/0!	
Held by public	0	#DIV/0!	
Total - E	0	#DIV/0!	
Warrants:-	No. of warrants	As a % of total no. of warrants	As a % of total no. of shares of the company, assuming full conversion of warrants
Held by promoter/promoter group	0	#DIV/0!	
Held by public	0	#DIV/0!	
Total - F	0	#DIV/0!	
Total paid-up capital of the company, assuming full conversion of warrants and convertible securities			
4706000			




Statement Showing Shareholding Pattern


Category code	Category of Shareholder	Table (I)(a)					Total shareholding as a percentage of total number of shares		Shares Pledged or otherwise encumbered	As a percentage
		Number of Shareholders	Total number of shares	Number of shares held in dematerialized form	As a percentage of (A+B) ¹	As a percentage of (A+B+C)	Number of shares	(IX) = (VIII)/(V)*100		
(I)	(II)	(III)	(IV)	(V)	(VI)	(VII)	(VIII)	(IX) = (VIII)/(V)*100		
(A)	Shareholding of Promoter and Promoter									
1	Indian									
(a)	Individuals/ Hindu Undivided Family	0	0	0	0	0.00	0	#DIV/0!		
(b)	Central Government/ State Government(s)	0	0	0	0	0.00	0	#DIV/0!		
(c)	Bodies Corporate	0	0	0	0	0.00	0	#DIV/0!		
(d)	Financial Institutions/ Banks	0	0	0	0	0.00	0	#DIV/0!		
(e)	Any Others(Specify)	0	0	0	0	0.00	0	#DIV/0!		
(e-i)	Directors	2	2767900	2767900	58.82	58.82	0	0.00		
(e-ii)	Director Relatives	1	596400	596400	12.67	12.67	0	0.00		
(e-iii)	Person Acting in Concern	0	0	0	0	0.00	0	#DIV/0!		
	Sub Total(A)(1)	3	3364300	3364300	71.49	71.49	0	0.00		
2	Foreign									
a	Individuals (Non-Residents Individuals/ Foreign Individuals)	0	0	0	0	0.00	0	#DIV/0!		
b	Bodies Corporate	0	0	0	0	0.00	0	#DIV/0!		
c	Institutions	0	0	0	0	0.00	0	#DIV/0!		
d	Qualified Foreign Investor	0	0	0	0	0.00	0	#DIV/0!		
e	Any Others(Specify)	0	0	0	0	0.00	0	#DIV/0!		
e-i		0	0	0	0	0.00	0	#DIV/0!		
e-ii		0	0	0	0	0.00	0	#DIV/0!		
	Sub Total(A)(2)	0	0	0	0	0.00	0	#DIV/0!		
	Total Shareholding of Promoter and	3	3364300	3364300	71.49	71.49	0	0.00		



(B) Public shareholding															
I Institutions														N.A.	N.A.
(a)	Mutual Funds/ UTI	0	0	0	0	0	0.00	0.00							
(b)	Financial Institutions / Banks	0	0	0	0	0	0.00	0.00							
(c)	Central Government/ State Government(s)	0	0	0	0	0	0.00	0.00							
(d)	Venture Capital Funds	0	0	0	0	0	0.00	0.00							
(e)	Insurance Companies	0	0	0	0	0	0.00	0.00							
(f)	Foreign Institutional Investors	0	0	0	0	0	0.00	0.00							
(g)	Foreign Venture Capital Investors	0	0	0	0	0	0.00	0.00							
(h)	Qualified Foreign Investor	0	0	0	0	0	0.00	0.00							
(i)	Any Other (specify)	0	0	0	0	0	0.00	0.00							
(i-i)		0	0	0	0	0	0.00	0.00							
(i-ii)		0	0	0	0	0	0.00	0.00							
	Sub-Total (B)(I)	0	0	0	0	0	0.00	0.00						N.A.	N.A.
B 2 Non-institutions															
(a)	Bodies Corporate	31	262000	17600	5.57	5.57									
(b)	Individuals	0	0	0	0.00	0.00									
	Individuals - i. Individual shareholders holding nominal share capital up to Rs 1 lakh	2253	849900	59900	18.06	18.06									
	Individuals - ii. Individual shareholders holding nominal share capital in excess of Rs. 1 lakh.	12	228500	118400	4.86	4.86									
(c)	Qualified Foreign Investor	0	0	0	0.00	0.00									
(d)	Any Other (specify)	0	0	0	0.00	0.00									
(d-i)	NRI (Repat & Non Repat)	0	0	0	0.00	0.00									
(d-ii)	OCB's	0	0	0	0.00	0.00									
(d-iii)	Trust	0	0	0	0.00	0.00									
(d-iv)	Hindu Undivided Family	2	1300	1300	0.03	0.03									
(d-v)	Employee	0	0	0	0.00	0.00									
(d-vi)	Clearing Members	0	0	0	0.00	0.00									
	Sub-Total (B)(2)	2298	1341700	197200	28.51	28.51								N.A.	N.A.
(B)	Total Public Shareholding (B)= (B)(1)+(B)(2)	2298	1341700	197200	28.51	28.51									
	TOTAL (A)+(B)	2301	4706000	3561500	100.00	100.00			N.A.		N.A.				
(C)	Shares held by Custodians and against which Depository Receipts have been issued														
1	Promoter and Promoter Group	0	0	0	0	0									
2	Public	0	0	0	0	0									
	Sub-Total (C)	0	0	0	0	0									
	GRAND TOTAL (A)+(B)+(C)	2301	4706000	3561500	100.00	100.00			N.A.		N.A.				



Sr.No	Notes
1	
2	
3	
4	
5	
6	
7	
8	
9	



(1)(b) Statement showing holding of securities (including shares, warrants, convertible securities) of persons belonging to the category "Promoter and Promoter Group"

Sr. No.	Name of the shareholder	Details of Shares held			Encumbered shares (*)			Details of warrants		Details of convertible securities		Total shares (including underlying shares assuming full conversion of warrants and convertible securities) as a % of diluted share capital
		Number of shares held	As a % of grand total (A)+(B)+(C)	No.	As a percentage (VI)=(V)/(III)*100	As a % of grand total (A)+(B)+(C) of sub-clause (D)(a)	Number of warrants held	As a % of total number of the same class	Number of convertible securities held	As a % of total number of convertible securities of the same class		
(i)	(ii)	(iii)	(iv)	(v)	(vi)=(v)/(iii)*100	(vii)	(viii)	(ix)	(x)	(xi)	(xii)	
1	KAMAL KUMAR CHAUDHARY	2717800	57.75		0.00	0.00	#DIV/0!	#DIV/0!	#DIV/0!	#DIV/0!	57.75	
2	KAMAL KUMAR CHAUDHARY - HUF	596400	12.67		0.00	0.00	#DIV/0!	#DIV/0!	#DIV/0!	#DIV/0!	12.67	
3	ALKA MANISH NARSARIA	50100	1.06		0.00	0.00	#DIV/0!	#DIV/0!	#DIV/0!	#DIV/0!	1.06	
			0.00			0.00	#DIV/0!	#DIV/0!	#DIV/0!	#DIV/0!		
TOTAL		3364300	71.49	0	0.00	0.00	0	#DIV/0!	0	#DIV/0!	71.49	

(*) The term "encumbrance" has the same meaning as assigned to it in regulation 28(3) of the SAST Regulations, 2011



(D)(c)(i) Statement showing holding of securities (including shares, warrants, convertible securities) of persons belonging to the category "Public" and holding more than 1% of the total number of shares

Sr. No.	Name of the shareholder	Number of shares held	Shares as a percentage of total number of shares {i.e., Grand Total (A)+(B)+(C) indicated in Statement at para (I)(a) above}	Details of warrants		Details of convertible securities		Total shares (including underlying shares assuming full conversion of warrants and convertible securities) as a % of diluted share capital
				Number of warrants held	As a % of total number of warrants of the same class	Number of convertible securities held	% w.r.t total number of convertible securities of the same class	
1	SHUBHAM MERCANTILE CO P LTD	100000	2.12	0	#DIV/0!	0	#DIV/0!	2.12
2	BHUPENDRA CAPITAL & FINANCE LT	100000	2.12	0	#DIV/0!	0	#DIV/0!	2.12
3	DEEPESH S TIBREWALA	50300	1.07	0	#DIV/0!	0	#DIV/0!	1.07
				0	#DIV/0!	0	#DIV/0!	
TOTAL		250300	5.32	0	#DIV/0!	0	#DIV/0!	5.32




(D)(c)(ii) Statement showing holding of securities (including shares, warrants, convertible securities) of persons (together with PAC) belonging to the category "Public" and holding more than 5% of the total number of shares of the company

Sr. No.	Name(s) of the shareholder(s) and the Persons Acting in Concert (PAC) with them	Number of shares	Shares as a percentage of total number of shares {i.e., Grand Total (A)+(B)+(C) indicated in Statement at para (D)(a) above}	Details of warrants		Details of convertible securities		Total shares (including underlying shares assuming full conversion of warrants and convertible securities) as a % of diluted share capital
				Number of warrants	As a % total number of warrants of the same class	Number of convertible securities held	% w.r.t total number of convertible securities of the same class	
1	NIL		0.00	0	#DIV/0!	0	#DIV/0!	
			0.00	0	#DIV/0!	0	#DIV/0!	
TOTAL		0	0.00	0	#DIV/0!	0	#DIV/0!	0



(D)(d)	Statement showing details of locked-in shares		
Sr. No.	Name of the shareholder	Number of locked-in shares	Locked-in shares as a percentage of total number of shares {i.e., Grand Total (A)+(B)+(C) indicated in Statement at para (D)(a) above}
1	NIL	0	0.00
			0.00
			0.00
TOTAL		0	0.00



(II)(a) Statement showing details of Depository Receipts (DRs)

Sr. No.	Type of outstanding DR (ADRs, GDRs, SDRs, etc.)	Number of outstanding DRs	Number of shares underlying outstanding DRs	Shares underlying outstanding DRs as a percentage of total number of shares {i.e., Grand Total (A)+(B)+(C) indicated in Statement at para (D)(a) above}
1	Nil	0	0	0.00
TOTAL		0	0	0.00



(11)(b) Statement showing holding of Depository Receipts (DRs), where underlying shares held by "promoter/promoter group" are in excess of 1% of the total number of shares

Sr. No.	Name of the DR Holder	Type of outstanding DR (ADRs, GDRs, SDRs, etc.)	Number of shares underlying outstanding DRs	Shares underlying outstanding DRs as a percentage of total number of shares {i.e., Grand Total (A)+(B)+(C) indicated in Statement at para (1)(a) above}
1	NIL	0	0	0.00
TOTAL				0.00

