

Introductory sub-table (I)(a)

Name of the Company: **BLDOM INDUSTRIES LTD**

Scrip Code, Name of the scrip, class of security: **513422**

Quarter ended: **31/03/2012**


Partly paid-up shares:-	No. of partly paid-up shares	As a % of total no. of partly paid-up shares	As a % of total no. of shares of the company
Held by promoter/promoter group	0	#DIV/0!	0
Held by public	0	#DIV/0!	0
Total - D	0	#DIV/0!	0

Outstanding convertible securities:- No. of outstanding securities	As a % of total no. of outstanding convertible securities	As a % of total no. of shares of the company, assuming full conversion of the convertible securities
Held by promoter/promoter group	0	#DIV/0!
Held by public	0	#DIV/0!
Total - E	0	#DIV/0!

Warrants:-	No. of warrants	As a % of total no. of warrants	As a % of total no. of shares of the company, assuming full conversion of warrants
Held by promoter/promoter group	0	#DIV/0!	0
Held by public	0	#DIV/0!	0
Total - F	0	#DIV/0!	0

Total paid-up capital of the company, assuming full conversion of warrants and convertible securities

47060000



Statement Showing Shareholding Pattern

Table (I)(a)


Category code	Category of Shareholder	Number of Shareholders	Total number of shares	Number of shares held in dematerialized form	Total shareholding as a percentage of total number of shares		Number of Shares Pledged or otherwise encumbered	As a percentage
					As a percentage of (A+B) ¹ (VI)	As a percentage of (A+B+C) (VII)		
(I)	(II)	(III)	(IV)	(V)	(VI)	(VII)	(VIII)	(IX) = (VIII)/(IV)*100
(A)	Shareholding of Promoter and							
1	Indian							
(a)	Individuals/ Hindu Undivided Family							
(b)	Central Government/ State Government(s)	0	0	0	0.00	0.00	0	#DIV/0!
(c)	Bodies Corporate	0	0	0	0.00	0.00	0	#DIV/0!
(d)	Financial Institutions/ Banks	0	0	0	0.00	0.00	0	#DIV/0!
(e)	Any Others (Specify)							
(e-i)	Director	2	2767900	2767900	58.82	58.82	0	#DIV/0!
(e-ii)	Director Relative	1	596400	596400	12.67	12.67	0	0.00
	Sub Total(A)(I)	3	3364300	3364300	71.49	71.49	0	0.00
2	Foreign							
a	Individuals (Non-Residents Individuals/ Foreign Individuals)							
b	Bodies Corporate	0	0	0	0.00	0.00	0	#DIV/0!
c	Institutions	0	0	0	0.00	0.00	0	#DIV/0!




d	Any Others(Specify)	0	0	0	0	0.00	0.00	0	#DIV/0!
d-i		0	0	0	0	0.00	0.00	0	#DIV/0!
d-ii		0	0	0	0	0.00	0.00	0	#DIV/0!
									#DIV/0!
	Sub Total(A)(2)	0	0	0	0	0.00	0.00	0	#DIV/0!
	Total Shareholding of Promoter and	3	3364300	3364300	3364300	71.49	71.49	0	0.00
(B)	Public shareholding								
I	Institutions								
(a)	Mutual Funds/ UTI	0	0	0	0	0.00	0.00	0	0.00
(b)	Financial Institutions /Banks	0	0	0	0	0.00	0.00	0	0.00
(c)	Central Government/ State Government(s)	0	0	0	0	0.00	0.00	0	0.00
(d)	Venture Capital Funds	0	0	0	0	0.00	0.00	0	0.00
(e)	Insurance Companies	0	0	0	0	0.00	0.00	0	0.00
(f)	Foreign Institutional Investors	0	0	0	0	0.00	0.00	0	0.00
(g)	Foreign Venture Capital Investors	0	0	0	0	0.00	0.00	0	0.00
(h)	Any Other (Specify)	0	0	0	0	0.00	0.00	0	0.00
(h-i)		0	0	0	0	0.00	0.00	0	0.00
(h-ii)		0	0	0	0	0.00	0.00	0	0.00
	Sub-Total (B)(1)	0	0	0	0	0.00	0.00		0.00
B 2	Non-institutions								
(a)	Bodies Corporate	24	252200	7800		5.36	5.36	0	0.00
(b)	Individuals	0	0	0		0.00	0.00	0	0.00
I	Individuals -i. Individual shareholders holding nominal share capital up to Rs 1 lakh	2364	894600	35200		19.01	19.01	0	0.00
II	Individual shareholders holding nominal share capital in excess of Rs. 1 lakh.	8	194300	70500		4.13	4.13	0	0.00



(c)	Hindu Undivided Family	1	500	500	0.01	0.01	0	0.00
(c-i)	Clearing Members	1	100	100	0.00	0.00	0	0.00
(c-ii)		0	0	0	0.00	0.00	0	0.00
	Sub-Total (B)(2)	2398	1341700	114100	28.51	28.51	0	0.00
(B)	Total Public Shareholding (B) = (B)(1)+(B)(2)	2398	1341700	114100	28.51	28.51	0	0.00
	TOTAL (A)+(B)	2401	4706000	3478400	100.00	100.00	0	0.00
(C)	Shares held by Custodians and against which Depository Receipts have been issued							
1	Promoter and Promoter Group							
2	Public							#DIV/0!
	Sub-Total (C)	0	0	0			0	
	GRAND TOTAL (A)+(B)+(C)	2401	4706000	3478400	100	100.00	0	0.00




Sr.No	Notes
1	Name, Number of Shares held & percentage of shareholding of entities/persons holding more than 1% of the shares of the company is as per annexure
2	
3	
4	
5	
6	
7	
8	
9	



(D)(b) Statement showing holding of securities (including shares, warrants, convertible securities) of persons belonging to the category "Promoter and Promoter Group"

Sr. No.	Name of the shareholder	Details of Shares held			Encumbered shares (*)		Details of warrants			Details of convertible securities		Total shares (including underlying shares assuming full conversion of warrants and convertible securities) as a % of diluted share capital
		Number of shares held	As a % of grand total (A)+(B)+(C)	No.	As a percentage	As a % of grand total (A)+(B)+(C) of sub-clause (D)(a)	Number of warrants held	As a % of total number of warrants of the same class	Number of convertible securities held	As a % of total number of convertible securities of the same class		
(i)	(ii)	(iii)	(iv)	(v)	(vi)=(v)/(iii)*100	(vii)	(viii)	(ix)	(x)	(xi)	(xii)	
1	KAMAL KUMAR CHAUDHARY	2717800	57.75	0	0.00	0.00	0	#DIV/0!	0	#DIV/0!	57.75	
2	KAMAL KUMAR CHAUDHARY HUF	596400	12.67	0	0.00	0.00	0	#DIV/0!	0	#DIV/0!	12.67	
3	MRS. ALKA NARSARIA	501100	1.06	0	-0.00	0.00	0	#DIV/0!	0	#DIV/0!	1.06	
4			0.00		#DIV/0!	0.00		#DIV/0!		#DIV/0!		
5			0.00		#DIV/0!	0.00		#DIV/0!		#DIV/0!		
6			0.00		#DIV/0!	0.00		#DIV/0!		#DIV/0!		
7			0.00		#DIV/0!	0.00		#DIV/0!		#DIV/0!		
8			0.00		#DIV/0!	0.00		#DIV/0!		#DIV/0!		
9			0.00		#DIV/0!	0.00		#DIV/0!		#DIV/0!		
10			0.00		#DIV/0!	0.00		#DIV/0!		#DIV/0!		
11			0.00		#DIV/0!	0.00		#DIV/0!		#DIV/0!		
TOTAL		3364300	71.49	0	0.00	0.00	0	#DIV/0!	0	#DIV/0!	71.48	

(*) The term "encumbrance" has the same meaning as assigned to it in regulation 28(3) of the SAST Regulations, 2014



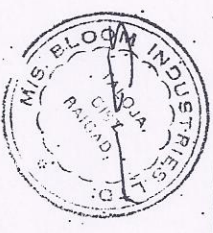
(D)(c)(i) Statement showing holding of securities (including shares, warrants, convertible securities) of persons belonging to the category "Public" and holding more than 1% of the total number of shares

Sr. No.	Name of the shareholder	Number of shares held	Shares as a percentage of total number of shares {i.e., Grand Total (A)+(B)+(C) indicated in Statement at para (D)(a) above}	Details of warrants		Details of convertible securities		Total shares (including underlying shares assuming full conversion of warrants and convertible securities) as a % of diluted share capital
				Number of warrants held	As a % of total number of warrants of the same class	Number of convertible securities held	% w.r.t total number of convertible securities of the same class	
1	SHUBHAM MERCANTILE CO P LTD	100000	2.12	0	#DIV/0!	0	#DIV/0!	2.12
2	BHUPENDRA CAPITAL & FINANCE LTD	100000	2.12	0	#DIV/0!	0	#DIV/0!	2.12
3	DEEPESH S TIBREWALA	50300	1.06	0	#DIV/0!	0	#DIV/0!	1.06
4			0.00		#DIV/0!		#DIV/0!	
5			0.00		#DIV/0!		#DIV/0!	
6			0.00		#DIV/0!		#DIV/0!	
7			0.00		#DIV/0!		#DIV/0!	
8			0.00		#DIV/0!		#DIV/0!	
9			0.00		#DIV/0!		#DIV/0!	
10			0.00		#DIV/0!		#DIV/0!	
TOTAL		250300	5.31	0	#DIV/0!	0	#DIV/0!	5.31



(D)(c)(ii) Statement showing holding of securities (including shares, warrants, convertible securities) of persons (together with PAC) belonging to the category "Public" and holding more than 5% of the total number of shares of the company.

Sr. No.	Name(s) of the shareholder(s) and the Persons Acting in Concert (PAC) with them	Number of shares	Shares as a percentage of total number of shares {i.e., Grand Total (A)+(B)+(C) indicated in Statement at para (D)(a) above}	Details of warrants		Details of convertible securities		Total shares (including underlying shares assuming full conversion of warrants and convertible securities) as a % of diluted share capital.
				Number of warrants	As a % total number of warrants of the same class	Number of convertible securities held	% w.r.t total number of convertible securities of the same class	
1		0	0.00	0	#DIV/0!	0	#DIV/0!	0
2		0	0.00	0	#DIV/0!	0	#DIV/0!	0
3		0	0.00	0	#DIV/0!	0	#DIV/0!	0
4		0	0.00	0	#DIV/0!	0	#DIV/0!	0
5		0	0.00	0	#DIV/0!	0	#DIV/0!	0
6		0	0.00	0	#DIV/0!	0	#DIV/0!	0
7		0	0.00	0	#DIV/0!	0	#DIV/0!	0
8		0	0.00	0	#DIV/0!	0	#DIV/0!	0
9		0	0.00	0	#DIV/0!	0	#DIV/0!	0
10		0	0.00	0	#DIV/0!	0	#DIV/0!	0
TOTAL		0	0.00	0	#DIV/0!	0	#DIV/0!	0



(D)(d) Statement showing details of locked-in shares

Sr. No.	Name of the shareholder	Number of locked-in shares	Locked-in shares as a percentage of total number of shares i.e., Grand total (A)+(B)+(C) indicated in Statement at para (D)(a) above}
1	KAMAL KUMAR CHAUDHARY	2717800	57.75
2	KAMAL KUMAR CHAUDHARY HUF	596400	12.67
3	MRS. ALKA NARSARIA	50100	1.06
4			0.00
5			0.00
6			0.00
7			0.00
8			0.00
9			0.00
Note: For Revocation of Suspension in Trading of Shares of the Company with the Bombay Stock Exchange, the Company has locked-in the shares of Promoter Group holding 3364300 Equity Shares upto a period of 31/08/2012			
TOTAL		3364300	71.49



(ID)(a) Statement showing details of Depository Receipts (DRs)

Sr. No.	Type of outstanding DR (ADRs, GDRs, SDRs, etc.)	Number of outstanding DRs	Number of shares underlying outstanding DRs	Shares underlying outstanding DRs as a percentage of total number of shares {i.e., Grand Total (A)+(B)+(C) indicated in Statement at para (I)(a) above}
1		0	0	0.00
2		0	0	0.00
3		0	0	0.00
4		0	0	0.00
5		0	0	0.00
6		0	0	0.00
7		0	0	0.00
8		0	0	0.00
9		0	0	0.00
TOTAL		0	0	0.00



(ID)(b) Statement showing holding of Depository Receipts (DRs), where underlying shares held by "promoter/promoter group" are in excess of 1% of the total number of shares

Sr. No.	Name of the DR Holder	Type of outstanding DR (ADRs, GDRs, SDRs, etc.)	Number of shares underlying outstanding DRs	Shares underlying outstanding DRs as a percentage of total number of shares i.e., Grand Total (A)+(B)+(C) indicated in Statement at para (1)(a) above}
1		0	0	0.00
2		0	0	0.00
3		0	0	0.00
4		0	0	0.00
5		0	0	0.00
6		0	0	0.00
7		0	0	0.00
8		0	0	0.00
9		0	0	0.00
TOTAL			0	0.00

