

Introductory sub-table 1)(a)

Name of the Company **BLOOM INDUSTRIES LTD**

Scrip Code, Name of the scrip, class of security:

Quarter ended: 30th June, 2013

Partly paid-up shares:-	No. of partly paid-up shares	As a % of total no. of partly paid-up shares	As a % of total no. of shares of the company
-------------------------	------------------------------	--	--

Held by promoter/promoter group		#DIV/0!	0
Held by public		#DIV/0!	0
<b>Total - D</b>	<b>0</b>	<b>#DIV/0!</b>	<b>0</b>


Outstanding convertible securities:-	No. of outstanding securities	As a % of total no. of outstanding convertible securities	As a % of total no. of shares of the company, assuming full conversion of the convertible securities
--------------------------------------	-------------------------------	---	--

Held by promoter/promoter group		#DIV/0!	0
Held by public		#DIV/0!	0
<b>Total - E</b>	<b>0</b>	<b>#DIV/0!</b>	<b>0</b>

Warrants:-	No. of warrants	As a % of total no. of warrants	As a % of total no. of shares of the company, assuming full conversion of warrants
------------	-----------------	---------------------------------	--

Held by promoter/promoter group		#DIV/0!	0
Held by public		#DIV/0!	0
<b>Total - F</b>	<b>0</b>	<b>#DIV/0!</b>	<b>0</b>

**Total paid-up capital of the company, assuming full conversion of warrants and convertible securities**  
4706000



**Statement Showing Shareholding Pattern**

Category code	Category of Shareholder	Number of Shareholders	Total number of shares	Number of shares held in dematerialized form		Total shareholding as a percentage of total number of shares		Number of Shares Pledged or otherwise encumbered	As a percentage
				(IV)	(V)	As a percentage of (A+B) <sup>1</sup> (VI)	As a percentage of (A+B+C) (VII)		
(D)	(II)	(III)	(IV)	(V)	(VI)	(VII)	(VIII)	(IX) = (VIII)/(IV)*100	
(A)	Shareholding of Promoter and								
1	Indian								
(a)	Individuals/ Hindu Undivided Family	0	0	0	0	0.00	0	#DIV/0!	
(b)	Central Government/ State Government(s)	0	0	0	0	0.00	0	#DIV/0!	
(c)	Bodies Corporate	0	0	0	0	0.00	0	#DIV/0!	
(d)	Financial Institutions/ Banks	0	0	0	0	0.00	0	#DIV/0!	
(e)	Any Others(Specify)	0	0	0	0	0.00	0	#DIV/0!	
(e-i)	Directors	2	2767900	2767900	596400	58.82	0	0.00	
(e-ii)	Director Relatives	1	596400	596400	0	12.67	0	0.00	
(e-iii)	Person Acting in Concern	0	0	0	0	0.00	0	#DIV/0!	
	<b>Sub Total(A)(1)</b>	<b>3</b>	<b>3364300</b>	<b>3364300</b>	<b>0</b>	<b>71.49</b>	<b>0</b>	<b>0.00</b>	
<b>2</b>	<b>Foreign</b>								
a	Individuals (Non-Residents Individuals/ Foreign Individuals)	0	0	0	0	0.00	0	#DIV/0!	
b	Bodies Corporate	0	0	0	0	0.00	0	#DIV/0!	
c	Institutions	0	0	0	0	0.00	0	#DIV/0!	
d	Qualified Foreign Investor	0	0	0	0	0.00	0	#DIV/0!	
e	Any Others(Specify)	0	0	0	0	0.00	0	#DIV/0!	
e-i		0	0	0	0	0.00	0	#DIV/0!	
e-ii		0	0	0	0	0.00	0	#DIV/0!	
	<b>Sub Total(A)(2)</b>	<b>0</b>	<b>0</b>	<b>0</b>	<b>0</b>	<b>0.00</b>	<b>0</b>	<b>#DIV/0!</b>	
	<b>Total Shareholding of Promoter and</b>	<b>3</b>	<b>3364300</b>	<b>3364300</b>	<b>0</b>	<b>71.49</b>	<b>0</b>	<b>0.00</b>	



Public shareholding									
I Institutions									
(a)	Mutual Funds/ UTT	0	0	0	0	0.00	0.00		
(b)	Financial Institutions/ Banks	0	0	0	0	0.00	0.00		
(c)	Central Government/ State Government(s)	0	0	0	0	0.00	0.00		
(d)	Venture Capital Funds	0	0	0	0	0.00	0.00		
(e)	Insurance Companies	0	0	0	0	0.00	0.00		
(f)	Foreign Institutional Investors	0	0	0	0	0.00	0.00		
(g)	Foreign Venture Capital Investors	0	0	0	0	0.00	0.00		
(h)	Qualified Foreign Investor	0	0	0	0	0.00	0.00		
(i)	Any Other (specify)	0	0	0	0	0.00	0.00		
(i-i)		0	0	0	0	0.00	0.00		
(i-ii)		0	0	0	0	0.00	0.00		
	<b>Sub-Total (B)(1)</b>	<b>0</b>	<b>0</b>	<b>0</b>	<b>0</b>	<b>0.00</b>	<b>0.00</b>		
<b>B 2 Non-institutions</b>									
(a)	Bodies Corporate	31	261700	17300	5.56	5.56	0.00		
(b)	Individuals	0	0	0	0.00	0.00			
Individuals - i: Individual shareholders holding nominal share capital up to Rs 1 lakh									
I		2292	863700	53500	18.35	18.35			
ii: Individual shareholders holding nominal share capital in excess of Rs. 1 lakh.									
(c)	Qualified Foreign Investor	11	214700	104600	4.56	4.56			
(d)	Any Other (specify)	0	0	0	0.00	0.00			
(d-i)	NRI (Repat & Non Repat)	0	0	0	0.00	0.00			
(d-ii)	OCB's	0	0	0	0.00	0.00			
(d-iii)	Trust	0	0	0	0.00	0.00			
(d-iv)	Hindu Undivided Family	3	1600	1600	0.03	0.03			
(d-v)	Employee	0	0	0	0.00	0.00			
(d-vi)	Clearing Members	0	0	0	0.00	0.00			
	<b>Sub-Total (B)(2)</b>	<b>2337</b>	<b>1341700</b>	<b>177000</b>	<b>28.51</b>	<b>28.51</b>			<b>0</b>
(B)	<b>Total Public Shareholding (B)= (B)(1)+(B)(2)</b>	<b>2337</b>	<b>1341700</b>	<b>177000</b>	<b>28.51</b>	<b>28.51</b>			
	<b>TOTAL (A)+(B)</b>	<b>2340</b>	<b>4706000</b>	<b>3541300</b>	<b>100.00</b>	<b>100.00</b>			
<b>(C) Shares held by Custodians and against which Depository Receipts have been issued</b>									
1	Promoter and Promoter Group	0	0	0	0.00	0.00			#DIV/0!
2	Public	0	0	0	0.00	0.00			#DIV/0!
	<b>Sub-Total (C)</b>	<b>0</b>	<b>0</b>	<b>0</b>	<b>0.00</b>	<b>0.00</b>			<b>0</b>
	<b>GRAND TOTAL (A)+(B)+(C)</b>	<b>2340</b>	<b>4706000</b>	<b>3541300</b>	<b>100.00</b>	<b>100.00</b>			<b>0</b>
									0.00



St.No	Notes
1	
2	
3	
4	
5	
6	
7	
8	
9	



(D)(b) Statement showing holding of securities (including shares, warrants, convertible securities) of persons belonging to the category "Promoter and Promoter Group"

Sr. No.	Name of the shareholder	Details of Shares held			Encumbered shares (*)		Details of warrants		Details of convertible securities		Total shares (including underlying shares assuming full conversion of warrants and convertible securities) as a % of diluted share capital
		Number of shares held	As a % of grand total (A)+(B)+(C)	No.	As a percentage (N)=(M)/(III)*100	As a % of grand total (A)+(B)+(C) of sub-clause (I)(a)	Number of warrants held	As a % of total number of warrants of the same class	Number of convertible securities held	As a % of total number of convertible securities of the same class	
(i)	(ii)	(iii)	(iv)	(v)	(vi)=(v)/(iii)*100	(vii)	(viii)	(ix)	(x)	(xi)	(xii)
1	KAMMAL KUMAR CHAUDHARY	2717800	57.75		0.00	0.00		#DIV/0!		#DIV/0!	
2	KAMMAL KUMAR CHAUDHARY - HUF	596400	12.67		0.00	0.00		#DIV/0!		#DIV/0!	
3	ALKA MANISH NARSARIA	50100	1.06		0.00	0.00		#DIV/0!		#DIV/0!	
			0.00		#DIV/0!	0.00		#DIV/0!		#DIV/0!	
<b>TOTAL</b>		<b>3364300</b>	<b>71.49</b>	<b>0</b>	<b>0.00</b>	<b>0.00</b>	<b>0</b>	<b>#DIV/0!</b>	<b>0</b>	<b>#DIV/0!</b>	<b>0</b>

(\*) The term "encumbrance" has the same meaning as assigned to it in regulation 28(3) of the SAST Regulations, 2011



(D)(c)(i) Statement showing holding of securities (including shares, warrants, convertible securities) of persons belonging to the category "Public" and holding more than 1% of the total number of shares

Sr. No.	Name of the shareholder	Number of shares held	Shares as a percentage of total number of shares {i.e., Grand Total (A)+(B)+(C) indicated in Statement at para (D)(a) above}	Details of warrants		Details of convertible securities		Total shares (including underlying shares assuming full conversion of warrants and convertible securities) as a % of diluted share capital
				Number of warrants held	As a % of total number of warrants of the same class	Number of convertible securities held	% w.r.t total number of convertible securities of the same class	
1	SHUBHAM MERCANTILE CO P LTD	100000	2.12	0	#DIV/0!	0	#DIV/0!	
2	BHUPENDRA CAPITAL & FINANCE LT	100000	2.12	0	#DIV/0!	0	#DIV/0!	
3	DEEPESH S TIBREWALA	50300	1.07	0	#DIV/0!	0	#DIV/0!	
				0	#DIV/0!	0	#DIV/0!	
<b>TOTAL</b>		<b>250300</b>	<b>5.32</b>	<b>0</b>	<b>#DIV/0!</b>	<b>0</b>	<b>#DIV/0!</b>	<b>0</b>




(D)(c)(ii) Statement showing holding of securities (including shares, warrants, convertible securities) of persons (together with PAC) belonging to the category "Public" and holding more than 5% of the total number of shares of the company

Sr. No.	Name(s) of the shareholder(s) and the Persons Acting in Concert (PAC) with them	Number of shares	Shares as a percentage of total number of shares {i.e., Grand Total (A)+(B)+(C) indicated in Statement at para (D)(a) above}	Details of warrants		Details of convertible securities		Total shares (including underlying shares assuming full conversion of warrants and convertible securities) as a % of diluted share capital
				Number of warrants	As a % total number of warrants of the same class	Number of convertible securities held	% w.r.t total number of convertible securities of the same class	
1	NIL			0	#DIV/0!	0	#DIV/0!	
				0	#DIV/0!	0	#DIV/0!	
<b>TOTAL</b>		<b>0</b>		<b>0</b>	<b>#DIV/0!</b>	<b>0</b>	<b>#DIV/0!</b>	<b>0</b>




(D)(d)	Statement showing details of locked-in shares	Number of locked-in shares	Locked-in shares as a percentage of total number of shares {i.e., Grand Total (A)+(B)+(C) indicated in Statement at para (I)(a) above}	Promoter / Promoter Group / Public
1	NIL	0	0.00	
TOTAL		0	0.00	





(II)(a) Statement showing details of Depository Receipts (DRs)

Sr. No.	Type of outstanding DR (ADRs, GDRs, SDRs, etc.)	Number of outstanding DRs	Number of shares underlying outstanding DRs	Shares underlying outstanding DRs as a percentage of total number of shares {i.e., Grand Total (A)+(B)+(C) indicated in Statement at para (I)(a) above}
1	Nil	0	0	0.00
<b>TOTAL</b>		<b>0</b>	<b>0</b>	<b>0.00</b>



(11)(b) Statement showing holding of Depository Receipts (DRs), where underlying shares held by "promoter/promoter group" are in excess of 1% of the total number of shares

Sr. No.	Name of the DR Holder	Type of outstanding DR (ADRs, GDRs, SDRs, etc.)	Number of shares underlying outstanding DRs	Shares underlying outstanding DRs as a percentage of total number of shares {i.e., Grand Total (A)+(B)+(C) indicated in Statement at para (1)(a) above}
1	NIL	0	0	
<b>TOTAL</b>				<b>0</b>

