

Introductory sub-table (I)(a)

Name of the Company: BLOOM INDUSTRIES LTD

Scrip Code, Name of the scrip, class of security: 513422

Quarter ended: 30/06/2012

Partly paid-up shares:-

	No. of partly paid-up shares	As a % of total no. of partly paid-up shares	As a % of total no. of shares of the company
Held by promoter/promoter group		#DIV/0!	
Held by public		#DIV/0!	
<b>Total</b>	<b>0</b>	<b>#DIV/0!</b>	<b>0</b>

Outstanding convertible securities:- No. of outstanding securities


	No. of outstanding securities	As a % of total no. of outstanding convertible securities	As a % of total no. of shares of the company, assuming full conversion of the convertible securities
Held by promoter/promoter group		#DIV/0!	
Held by public		#DIV/0!	
<b>Total</b>	<b>0</b>	<b>#DIV/0!</b>	<b>0</b>

Warrants:-

	No. of warrants	As a % of total no. of warrants	As a % of total no. of shares of the company, assuming full conversion of warrants
Held by promoter/promoter group		#DIV/0!	
Held by public		#DIV/0!	
<b>Total</b>	<b>0</b>	<b>#DIV/0!</b>	<b>0</b>

Total paid-up capital of the company, assuming full conversion of warrants and convertible securities

4706000



**Statement Showing Shareholding Pattern**


Category code	Category of Shareholder	Table I(a)					Total shareholding as a percentage of total number of shares	As a percentage of (A+B) <sup>1</sup>	As a percentage of (A+B+C)	Number of shares	As a percentage of (X) = (VIII)/(IV)*100
		Number of Shareholders	Total number of shares	Number of shares held in dematerialized form	As a percentage of (A+B) <sup>1</sup>	As a percentage of (A+B+C)					
(I)		(II)	(III)	(IV)	(V)	(VI)	(VII)	(VIII)			
(A)	Shareholding of Promoter and Promoter										
1	Indian										
(a)	Individuals/ Hindu Undivided Family										
(b)	Central Government/ State Government(s)	0	0	0	0.00	0.00				#DIV/0!	
(c)	Bodies Corporate	0	0	0	0.00	0.00				#DIV/0!	
(d)	Financial Institutions/ Banks	0	0	0	0.00	0.00				#DIV/0!	
(e)	Any Others(Specify)	0	0	0	0.00	0.00				#DIV/0!	
(e-1)	Directors	2	2767900	2767900	58.82	58.82				0.00	
(e-1i)	Directors Relative	1	596400	596400	12.67	12.67				0.00	
	<b>Sub Total(A)(1)</b>	<b>3</b>	<b>3364300</b>	<b>3364300</b>	<b>71.49</b>	<b>71.49</b>			<b>0</b>	<b>0.00</b>	
<b>2</b>	<b>Foreign</b>										
a	Individuals (Non-Residents Individuals/ Foreign Individuals)	0	0	0	0.00	0.00				#DIV/0!	
b	Bodies Corporate	0	0	0	0.00	0.00				#DIV/0!	
c	Institutions	0	0	0	0.00	0.00				#DIV/0!	
d	Qualified Foreign Investor	0	0	0	0.00	0.00				#DIV/0!	
e	Any Others(Specify)	0	0	0	0.00	0.00				#DIV/0!	
	<b>Sub Total(A)(2)</b>								<b>0</b>	<b>#DIV/0!</b>	
	<b>Total Shareholding of Promoter and</b>	<b>3</b>	<b>3364300</b>	<b>3364300</b>	<b>71.49</b>	<b>71.49</b>			<b>0</b>	<b>0.00</b>	
	<b>Public shareholding</b>										



1		Institutions											
(a)	Mutual Funds/ UTI	0	0	0	0	0.00	0.00						
(b)	Financial Institutions / Banks	0	0	0	0	0.00	0.00						
(c)	Central Government/ State Government(s)	0	0	0	0	0.00	0.00						
(d)	Venture Capital Funds	0	0	0	0	0.00	0.00						
(e)	Insurance Companies	0	0	0	0	0.00	0.00						
(f)	Foreign Institutional Investors	0	0	0	0	0.00	0.00						
(g)	Foreign Venture Capital Investors	0	0	0	0	0.00	0.00						
(h)	Qualified Foreign Investor	0	0	0	0	0.00	0.00						
(i)	Any Other (specify)	0	0	0	0	0.00	0.00						
(i-i)													
(i-ii)													
	Sub-Total (B)(1)	0	0	0	0	0.00	0.00						
<b>B 2</b>		<b>Non-institutions</b>											
(a)	Bodies Corporate	27	256200	11800	5.44	5.44							
(b)	Individuals												
I	Individuals - i. Individual shareholders holding nominal share capital up to Rs. 1 lakh	2345	881400	43000	18.73	18.73							
II	ii. Individual shareholders holding nominal share capital in excess of Rs. 1 lakh.	9	202300	108200	4.30	4.30							
(c)	Qualified Foreign Investor	0	0	0	0.00	0.00							
(d)	Any Other (specify)												
(d-i)	Hindu Undivided Family	1	800	800	0.02	0.02							
(d-ii)	Clearing Members	2	1000	1000	0.02	0.02							
	Sub-Total (B)(2)	2384	1341700	164800	28.51	28.51							
(B)	Total Public Shareholding (B)= (B)(1)+(B)(2)	2384	1341700	164800	28.51	28.51							
	TOTAL (A)+(B)	2387	4706000	3529100	100.00	100.00							
(C)		Shares held by Custodians and against which Depository Receipts have been issued											
1	Promoter and Promoter Group												#DIV/0!
2	Public												
	Sub-Total (C)	0	0	0	0	0							



GRAND TOTAL (A)+(B)+(C)	2387	4706000	3529100	100	100.00	0	0.00
-------------------------	------	---------	---------	-----	--------	---	------



(1)(b) Statement showing holding of securities (including shares, warrants, convertible securities) of persons belonging to the category "Promoter and Promoter Group"


Sr. No.	Name of the shareholder	Details of Shares held		Encumbered shares (*)	Details of warrants		Details of convertible securities		Total shares (including underlying shares assuming full conversion of warrants and convertible securities) as a % of diluted share capital	
		Number of shares held	As a % of grand total (A)+(B)+(C)		No.	As a percentage (VI)=(V/III)*100	Number of warrants held	As a % of total number of warrants of the same class		Number of convertible securities held
(i)	(ii)	(iii)	(iv)	(v)	(VI)=(V/III)*100	(VII)	(VIII)	(IX)	(X)	(XI)
1	KAMAL KUMAR CHAUDHARY	2717800	57.75		0.00	0.00				57.75
2	KAMAL KUMAR CHAUDHARY-HUF	596400	12.67		0.00	0.00				12.67
3	ALKA MANISH NARSARIA	50100	1.06		0.00	0.00				1.06
4										
5										
6										
7										
8										
9										
10										
11										
	TOTAL	3364300	71.49	0	0.00	0.00	0	0		71.48

(\*) The term "encumbrance" has the same meaning as assigned to it in regulation 28(3) of the SAST Regulations, 2011



(D)(c)(i) Statement showing holding of securities (including shares, warrants, convertible securities) of persons belonging to the category "Public" and holding more than 1% of the total number of shares

Sr. No.	Name of the shareholder	Number of shares held	Shares as a percentage of total number of shares i.e., Grand Total $\ast(A)+(B)+(C)$ indicated in Statement at para (D)(a) above)	Details of warrants		Details of convertible securities		Total shares (including underlying shares assuming full conversion of warrants and convertible securities) as a % of diluted share capital
				Number of warrants held	As a % of total number of warrants of the same class	Number of convertible securities held	% w.r.t total number of convertible securities of the same class	
1	BHUPENDRA CAPITAL AND FINANCE LTD	100000	2.12					2.12
2	SHUBHAM MERCANTILE CO P LTD	1000000	2.12					2.12
3	DEEPESH TIBREWALA	50300	1.06					1.06
4								
5								
6								
7								
8								
9								
10								
TOTAL		2503000	5.32	0	#DIV/0!	0	#DIV/0!	5.3



Sr.No	Notes
1	Name, Number of Shares held & percentage of shareholding of entities/persons holding more than 1% of the shares of the company is as per annexure
2	
3	
4	
5	
6	
7	
8	
9	



(D)(c)(ii) Statement showing holding of securities (including shares, warrants, convertible securities) of persons (together with PAC) belonging to the category "Public" and holding more than 5% of the total number of shares of the company

Sr. No.	Name(s) of the shareholder(s) and the Persons Acting in Concert (PAC) with them	Number of shares	Shares as a percentage of total number of shares {i.e., Grand Total (A)+(B)+(C) indicated in Statement at para (H)(a) above}	Details of warrants		Details of convertible securities		Total shares (including underlying shares assuming full conversion of warrants and convertible securities) as a % of diluted share capital
				Number of warrants	As a % total number of warrants of the same class	Number of convertible securities held	% w.r.t total number of convertible securities of the same class	
1								
2								
3								
4								
5								
6								
7								
8								
9								
10								
<b>TOTAL</b>		<b>0</b>	<b>0.00</b>	<b>0</b>		<b>0</b>		<b>0</b>





(1)(d) Statement showing details of locked-in shares

Sr. No.	Name of the shareholder	Number of locked-in shares	Locked-in shares as a percentage of total number of shares {i.e., Grand Total (A)+(B)+(C) indicated in Statement at para (1)(a) above}
1	KAMAL KUMAR CHAUDHARY	2717800	57.75
2	KAMAL KUMAR CHAUDHARY - HUF	596400	12.67
3	ALKA MANISH NARSARIA	50100	1.06
4			0.00
Note: For Revocation of Suspension in Trading of Shares of the Company with the Bombay Stock Exchange, the Company has locked-in the shares of Promoter Group holding 3364300 Equity Shares upto a period of 31/08/2012			
			0.00
			0.00
			0.00
			0.00
			0.00
<b>TOTAL</b>		<b>3364300</b>	<b>71.48</b>



(II)(a) Statement showing details of Depository Receipts (DRs)

Sr. No.	Type of outstanding DR (ADRs, GDRs, SDRs, etc.)	Number of outstanding DRs	Number of shares underlying outstanding DRs	Shares underlying outstanding DRs as a percentage of total number of shares (i.e., Grand Total (A)+(B)+(C) indicated in Statement at para (I)(a) above)
1				0.00
2				0.00
3				0.00
4				0.00
5				0.00
6				0.00
7				0.00
8				0.00
9				0.00
<b>TOTAL</b>		<b>0</b>	<b>0</b>	<b>0.00</b>

