

DISTRIBUTION OF HOLDINGS

SHARE HOLDING OF NOMINAL VALUE OF (1)	NUMBER (2)	% TO TOTAL (3)	IN RS. (4)	% TO TOTAL (5)
UPTO 5,000	2085	85.94	3716000	7.90
5,001 - 10,000	149	6.14	1306000	2.78
10,001 - 20,000	83	3.42	1450000	3.08
20,001 - 30,000	69	2.84	1959000	4.16
30,001 - 40,000	11	0.45	406000	0.86
40,001 - 50,000	5	0.21	244000	0.52
50,001 - 1,00,000	15	0.62	1102000	2.34
1,00,001 AND ABOVE	9	0.37	36877000	78.36
TOTAL =>	2426	100.00	47060000	100.00



BLOOM INDUSTRIES LTD
SUMMARY OF FINAL SHAREHOLDING PATTERN

31/03/2008

CATE GORY	DESCRIPTION	NO. OF SHARES	% OF CAPITAL	NO. OF HOLDERS	% OF HOLDRES
00	RESIDENT INDIVIDUALS	1092200	23.21	2400	98.93
31	BODIES CORPORATE	249500	5.30	22	0.91
41	DIRECTORS	3364300	71.49	4	0.16
TOTAL	----->	4706000	100.00	2426	100.00



BLOOM INDUSTRIES LTD
LIST OF DIRECTORS

Page No : 00001
31/03/2008

FOLIO NO.	NAME OF THE HOLDER	SHARES	% CAPITAL
CD 32	KAMAL KUMAR CHAUDHARY	2717800 ✓	57.75
CD 31	KAMAL KUMAR CHAUDHARY	596400 ✓	12.67
A00003	MRS ALKA NARSARIA	50100	1.06
K01104	KAMAL KUMAR CHAUDHARY	.00	0.00
00004	TOTAL SHARES ----->	3364300	71.48



FOLIO NO.	NAME OF THE HOLDER	SHARES	% CAPITAL
B00774	BHUPENDRA CAPITAL & FINANCE LT	100000	2.12
S02013	SHUBHAM MERCANTILE CO P LTD	100000	2.12
B00565	GAME KING PRIVATE LIMITED	10000	0.21
L00260	LLOYDS STOCKS & SHARES LIMITED	10000	0.21
D00755	DOVER PROPERTIES (P) LTD.	9800	0.21
CD 11	SAIKRIPA FINSTOCK PVT. LTD.	4900	0.10
K01074	KRISHNA FINANCE & MERCANTILES PVT. LIM	4000	0.08
C00414	CITI GLOBAL FINANCE LTD	2000	0.04
P00321	PATSONS FINANCE PVT LTD	1600	0.03
A01511	AQUARIUS FINANCIAL CONSULTANTS PVT. LTD	1000	0.02
C00387	CRYSTAL FORMS PVT LTD	1000	0.02
B00564	GARDIA VYAPAR PRATISHTHAN (P) LTD	1000	0.02
K01080	KESHORAM SECURITIES & FINANCIAL SERVICES	1000	0.02
S03261	SURAJ SECURITIES & FINANCE LTD	1000	0.02
B00563	GINNI INVESTMENT & SECURITIES LTD.	900	0.02
B01049	BHUPENDRA CAPITAL & FINANCE LTD	500	0.01
CD 24	MANUBHAI MANGALDAS SEC.PVT.LTD	200	0.00
R01597	RICHMORE SECURITIES PRIVATE LIMITED	200	0.00
C00404	CITIZEN FABRICS LTD	100	0.00
C00424	CLASSIC SHARE & STOCK BROKING SERVICES L	100	0.00
B00574	GOEL STOCK INVEST SERVICES (P) LTD	100	0.00
W00002	WGF FINANCIAL SERVICES LIMITED	100	0.00
00022	TOTAL SHARES ----->	249500	5.25



FOLIO NO.	NAME OF THE HOLDER	SHARES	% CAPITAL
CD 32	KAMAL KUMAR CHAUDHARY	2717800	57.75
CD 31	KAMAL KUMAR CHAUDHARY	596400	12.67
S02013	SHUBHAM MERCANTILE CO P LTD	100000	2.12
B00774	BHUPENDRA CAPITAL & FINANCE LT	100000	2.12
D00756	DEEPESH S TIBREWALA	50300	1.07
A00003	MRS ALKA NARSARIA	50100	1.06
K01102	KIRIKUMAR CHIMANLAL SHAH	42100	0.89
CD 16	SARLA PRAVIN TIBREWALAL	20500	0.44
CD 1	PAWAN KUMAR RUNGTA	10500	0.22
R01696	ROHA LEASING & FINANCING LTD	10000	0.21
L00260	LLOYDS STOCKS & SHARES LIMITED	10000	0.21
G00565	GAME KING PRIVATE LIMITED	10000	0.21
D00755	DOVER PROPERTIES (P) LTD.	9800	0.21
K01083	KRISHAN KUMAR SHARMA	8900	0.19
R01631	RAMESH GHANSHYAMDAS BIYANI	8300	0.18
R01673	RAJESH S AGARWAL	7100	0.15
S03222	SHIVRATAN S LUHARUKA	6700	0.14
A01526	AMIT S AGARWAL	6300	0.13
L00278	LEENA VIPUL MODI	5900	0.13
U00191	URMILA PRAVINCHANDRA SHAH	5500	0.12
A01503	ANJALI PRAVINCHANDRA SHAH	5500	0.12
S03135	SANGITA HARLALKA	5400	0.11
CD 27	KRISHNA KABRA	5400	0.11
M01597	MANOJ HARLALKA	5400	0.11
A01473	ANIL N. SHAH	5000	0.11
J00687	J N MEHTA	5000	0.11
F00020	FALGUN C SHAH	4900	0.10
CD 11	SAIKRIPA FINSTOCK PVT. LTD.	4900	0.10
V00812	VIJAY M LALPURIA	4600	0.10
S03262	SHIV KUMAR BAGLA	4000	0.08
V00813	VISHNU KUMAR GUPTA	4000	0.08
K01058	KAMAL KUMAR MODI	4000	0.08
K01074	KRISHNA FINANCE & MERCANTILES PVT. LIM	4000	0.08
H00494	HARSH TIBREWAL	3800	0.08
B01021	BRIJESH RAMAKANT H.U.F	3800	0.08
U00186	URMILA SEKSARIA	3700	0.08
K01079	KETAN BHARAT PAREKH	3500	0.07
P01271	P B DALAL	3500	0.07
CD 30	SUNIL SHYAM MIRPURI	3200	0.07
L00275	LEENA VIPUL MODI	3100	0.07
N00097	NANDA DEVI V JAKORIA	3000	0.06
N00102	NANDA V K JAKORIA	3000	0.06
N00103	NANDA VINOD JAKORIA	3000	0.06
D00003	D P JOSHI	3000	0.06
D00066	DMPRAKASH JOSHI	3000	0.06
P01254	PRITI SUREKHA	3000	0.06
S03162	SUNDER HIRANAND MULCHANDANI	3000	0.06
S03256	SARITA V CHAURASIA	3000	0.06
S03258	SHIVRATAN SAGARMAL LUHARUKHA	3000	0.06
U00009	UDAIPURIA ASHA	3000	0.06
00050	TOTAL SHARES ----->	3892900	82.63




FOLIO NO.	NAME OF THE HOLDER	SHARES	% CAPITAL
D00756	DEEPESH S TIBREWALA	50300	1.07
K01102	KIRIKUMAR CHIMANLAL SHAH	42100	0.89
CD 16	SARLA PRAVIN TIBREWALAL	20500	0.44
CD 1	PAWAN KUMAR RUNGTA	10500	0.22
R01696	ROHA LEASING & FINANCING LTD	10000	0.21
K01083	KRISHAN KUMAR SHARMA	8900	0.19
R01631	RAMESH GHANSHYAMDAS BIYANI	8300	0.18
R01673	RAJESH S AGARWAL	7100	0.15
S03222	SHIVRATAN S LUHARUKA	6700	0.14
A01526	AMIT S AGARWAL	6300	0.13
L00278	LEENA VIPUL MODI	5900	0.13
U00191	URMILA PRAVINCHANDRA SHAH	5500	0.12
A01503	ANJALI PRAVINCHANDRA SHAH	5500	0.12
S03135	SANGITA HARLALKA	5400	0.11
CD 27	KRISHNA KABRA	5400	0.11
M01597	MANOJ HARLALKA	5400	0.11
A01473	ANIL N. SHAH	5000	0.11
J00687	J N MEHTA	5000	0.11
F00020	FALGUN C SHAH	4900	0.10
V00812	VIJAY M LALPURIA	4600	0.10
S03262	SHIV KUMAR BAGLA	4000	0.08
V00813	VISHNU KUMAR GUPTA	4000	0.08
K01058	KAMAL KUMAR MODI	4000	0.08
H00494	HARSH TIBREWAL	3800	0.08
B01021	BRIJESH RAMAKANT H.U.F.	3800	0.08
U00186	URMILA SEKSARIA	3700	0.08
K01079	KETAN BHARAT PAREKH	3500	0.07
P01271	P B DALAL	3500	0.07
CD 30	SUNIL SHYAM MIRPURI	3200	0.07
L00275	LEENA VIPUL MODI	3100	0.07
N00097	NANDA DEVI V JAKORIA	3000	0.06
N00102	NANDA V K JAKORIA	3000	0.06
N00103	NANDA VINOD JAKORIA	3000	0.06
000003	D P JOSHI	3000	0.06
D00066	OMPRAKASH JOSHI	3000	0.06
P01254	PRITI SUREKHA	3000	0.06
S03162	SUNDER HIRANAND MULCHANDANI	3000	0.06
S03256	SARITA V CHAURASIA	3000	0.06
S03258	SHIVRATAN SABARMAL LUHARUKHA	3000	0.06
U00009	UDAIPURIA ASHA	3000	0.06
U00010	UDAIPURIA ASHA V	3000	0.06
U00011	UDAIPURIA ASHA VINOD	3000	0.06
U00012	UDAIPURIA ASHADEVI	3000	0.06
U00013	UDAIPURIA VINOD KUMAR	3000	0.06
V00015	V K JAKORIA	3000	0.06
V00020	V K UDAIPURIA	3000	0.06
V00297	VIJAY KUMAR	3000	0.06
V00303	VIJAY KUMAR JAKHORIA	3000	0.06
V00304	VIJAY KUMAR JAKHORIA	3000	0.06
V00311	VIJAY KUMAR SATYANARAYAN	3000	0.06
00050	TOTAL SHARES ----->	319900	6.70



(1)(a) Statement showing Shareholding Pattern under Clause 35 of the Listing Agreement


Name of the Company	BLOOM INDUSTRIES LTD		
Scrip Code	Quarter Ended	31/03/2008	

Category code	Category Shareholder	Number of Shareholders	Total number of shares	Number of shares held in dematerialized form	Total Shareholding as a percentage of total number of shares	
					As a percentage of (A+B)	As a percentage of (A+B+C)
(A)	Shareholding of Promoter and Promoter Group					
1	Indian					
(a)	Individuals / Hindu Undivided Family	4	3364300	3314200	71.49	71.49
(b)	Central Government/ State Government(s)	0	0	0	0.00	0.00
(c)	Bodies Corporate	0	0	0	0.00	0.00
(d)	Financial Institutions/Banks	0	0	0	0.00	0.00
(e)	Any Other (Specify)	0	0	0	0.00	0.00
	Sub Total (A)(1)	4	3364300	3314200	71.49	71.49
2	Foreign					
(a)	Individuals(Non-Resident Individuals/ Foreign Individuals)	0	0	0	0.00	0.00
(b)	Bodies Corporate	0	0	0	0.00	0.00
(c)	Institutions	0	0	0	0.00	0.00
(d)	Any Other (Specify)	0	0	0	0.00	0.00
	Sub Total (A)(2)	0	0	0	0.00	0.00
	Total Shareholding of Promoter and Promoter Group (A)=(A)(1)+(A)(2)	4	3364300	3314200	71.49	71.49



Name of the Company	BLOOM INDUSTRIES LTD		
Scrip Code	Quarter Ended	31/03/2008	

Category code	Category Shareholder	Number of Shareholders	Total number of shares	Number of shares held in dematerialized form	Total Shareholding as a percentage of total number of shares	
					As a percentage of (A+B)	As a percentage of (A+B+C)
(B)	Public Shareholding					
1	Institutions					
(a)	Mutual Funds / UTI	0	0	0	0.00	0.00
(b)	Financial Institutions / Banks	0	0	0	0.00	0.00
(c)	Central Government / State Government(s)	0	0	0	0.00	0.00
(d)	Venture Capital Funds	0	0	0	0.00	0.00
(e)	Insurance Companies	0	0	0	0.00	0.00
(f)	Foreign Institutional Investors	0	0	0	0.00	0.00
(g)	Foreign Venture Capital Investors	0	0	0	0.00	0.00
(h)	Any Other (Specify)	0	0	0	0.00	0.00
	Sub Total (B)(1)	0	0	0	0.00	0.00
2	Non-Institutions					
(a)	Bodies Corporate	22	249500	5100	5.30	5.30
(b)	Individuals					
(i)	Individual Shareholders holding nominal share capital up to Rs. 1 lakh	2396	968800	23500	20.59	20.59
(ii)	Individual Shareholders holding nominal share capital in excess of Rs. 1 lakh	4	123400	31000	2.62	2.62
(c)	Any Other (Specify)					
	(a) N.R.I. (Repat & Non-Repat.)	0	0	0	0.00	0.00
	(b) Foreign Corporate Bodies	0	0	0	0.00	0.00
	(c) Trust	0	0	0	0.00	0.00
	Sub Total (B)(2)	2422	1341700	59600	28.51	28.51
	Total Public Shareholding (B) = (B)(1)+(B)(2)	2422	1341700	59600	28.51	28.51
	TOTAL (A)+(B)	2426	4706000	3373800	100.00	100.00
(C)	Shares held by Custodians and against which Depository Receipts have been issued	0	0	0	0.00	0.00
	GRAND TOTAL (A)+(B)+(C)	2426	4706000	3373800	100.00	100.00



Name of the Company	BLOOM INDUSTRIES LTD		
Scrip Code		Quarter Ended	31/03/2008

Statement showing Shareholding of persons belonging to the category "Promoter and Promoter Group"


Sr. No.	Name of the Shareholder	Total number of shares	Shares as a % of total number of shares (i.e. Grand Total (A)+(B)+(C) indicated in Statement at para (I)(a))
1	KAMAL KUMAR CHAUDHARY	2717800	57.75
2	KAMAL KUMAR CHAUDHARY	596400	12.67
3	MRS ALKA NARSARIA	50100	1.06
4	KAMAL KUMAR CHAUDHARY	000	0.00
	TOTAL	3364300	71.48



Name of the Company	BLOOM INDUSTRIES LTD		
Scrip Code		Quarter Ended	31/03/2008

Statement showing Shareholding of persons belonging to the category "Public" and holding more than 1% of the total number of shares

Sr. No.	Name of the Shareholder	Total number of shares	Shares as a % of total number of shares (i.e. Grand Total (A)+(B)+(C) indicated in Statement at para (I)(a))
1	SHUBHAM MERCANTILE CO P LTD	100000	2.12
2	BHUPENDRA CAPITAL & FINANCE LT	100000	2.12
3	DEEPESH S TIBREWALA	50300	1.07
	TOTAL	250300	5.31



Name of the Company	BLOOM INDUSTRIES LTD		
Scrip Code		Quarter Ended	31/03/2008

Statement showing details of locked-in shares

Sr. No.	Name of the Shareholder	Total number of shares	Shares as a % of total number of shares (i.e. Grand Total (A)+(B)+(C) indicated in Statment at para (I)(a))
1	NIL	0	0.00
	TOTAL	0	0.00



Name of the Company	BLOOM INDUSTRIES LTD		
Scrip Code		Quarter Ended	31/03/2008

(II)(a) Statement showing details of Depository Receipts (DRs)

Sr. No.	Type of outstanding DR (ADRs, GDRs, SDRs, etc.)	Number of outstanding DRs	Total number of shares	Shares underlying outstanding DRs as a % of total number of shares (i.e., GRAND TOTAL (A)+(B)+(C) indicated in statement at para (I)(a) above)
	NIL	NIL	NIL	NIL
	TOTAL			

(II)(b) Statement showing holding of Depository Receipts (DRs), where underlying shares are in excess of 1% of the total number of shares

Sr. No.	Name of the DR Holder	Type of outstanding DR (ADRs, GDRs, SDRs, etc.)	Number of shares underlying outstanding DRs	Shares underlying outstanding DRs as a % of total number of shares (i.e., GRAND TOTAL (A)+(B)+(C) indicated in statement at para (I)(a) above)
	NIL	NIL	NIL	NIL
	TOTAL			



SHAREHOLDING PATTERN SUMMARY FOR FREE-FLOAT INDICES

Name of the Company : BLOOM INDUSTRIES LTD			
Scrip Code		Quarter Ended : 31/03/2008	
Category Code	Category	No. of Shares Held	% of Holding
II	FREE FLOAT		
A	BASED IN INDIA		
1	Indian Individuals/HUF	1092200	23.21
2	Indian Corporate Bodies/Trusts/Partnerships	249500	5.30
3	Independent Directors & Relatives	0	0.00
4	Present Employees	0	0.00
5	Banks/Financial Institutions	0	0.00
6	Central / State Govt.	0	0.00
7	Central / State Govt. Institutions	0	0.00
8	Insurance Companies	0	0.00
9	Mutual Funds	0	0.00
10	Venture Funds/Private Equity Funds	0	0.00
11	Customers	0	0.00
12	Suppliers	0	0.00
	Sub Total A	1341700	28.51
B	BASED OVERSEAS		
13	Foreign Individuals	0	0.00
14	Foreign Corporate Bodies	0	0.00
15	Foreign Institutional Investors	0	0.00
16	Non Resident Indians (Individuals)	0	0.00
17	Non Resident Indian Corporate Bodies	0	0.00
	Sub Total B	0	0.00
C	GDRs/ADRs/ADSS	0	0.00
	Sub Total C	0	0.00
D	OTHERS (Please specify here _____)	0	0.00
	Sub Total D	0	0.00
	Sub Total II.....	1341700	28.51
	Grand Total	4706000	100.00
BROAD SUMMARY OF HOLDINGS			
	Total Controlling / Strategic Holdings	3364500	71.49
	Total Free-float	1341700	28.51
	Grand Total	4706000	100.00
SUMMARY OF DOMESTIC/FOREIGN HOLDINGS			
	Total Domestic Holdings	4706000	100.00
	Total Foreign Holding	0	0.00
	Grand Total	4706000	100.00



SHAREHOLDING PATTERN SUMMARY FOR FREE-FLOAT INDICES

Name of the Company : BLOOM INDUSTRIES LTD		Quarter Ended : 31/03/2008	
Category Code	Category	No. of Shares Held	% of Holding
I	CONTROLLING/STRATEGIC HOLDINGS		
A	BASED IN INDIA		
1	Indian Individuals/HUF & Relatives	3364300	71.49
2	Indian Corporate Bodies/Trusts/Partnerships	0	0.00
3	Persons Acting in Concert (also include Suppliers / Customers)	0	0.00
4	Other Directors & Relatives (other than in 1 above)	0	0.00
5	Employee Welfare Trusts/ESOPs (already converted into shares but locked in)	0	0.00
6	Banks/Financial Institutions	0	0.00
7	Central / State Govt.	0	0.00
8	Central / State Govt. Institutions	0	0.00
9	Venture Funds/Private Equity Funds	0	0.00
	Sub Total A	3364300	71.49
B	BASED OVERSEAS		
10	Foreign Individuals (including FDI) NRI DIRECTORS	0	0.00
11	Foreign Corporate Bodies (including FDI)	0	0.00
12	Non Resident indians (Individual)	0	0.00
13	Non Resident Indian Corporate Bodies	0	0.00
	Sub Total B	0	0.00
C	GDRs/ADRs/ADSS	0	0.00
	Sub Total C	0	0.00
D	OTHERS (Please specify here _____)	0	0.00
	Sub Total D	0	0.00
E	ANY OTHER SHARES LOCKED-IN (except covered above)	0	0.00
	Sub Total E	0	0.00
	Sub Total I.....	3364300	71.49



CONTROLLING / STRATEGIC HOLDERS
(Include every single holder and list them Categorywise)

Name of the Company : BLOOM INDUSTRIES LTD

Scrip Code Quarter Ended : 31/03/2008

Sl. No.	Holders Name	No. of Shares Held	% of Share Holding	Category Code
	Indian Individuals/HUFs & Relatives			
00001	KAMAL KUMAR CHAUDHARY	000	0.00	DIRECTORS
00002	KAMAL KUMAR CHAUDHARY	2717800	57.75	DIRECTORS
00003	KAMAL KUMAR CHAUDHARY	596400	12.67	DIRECTORS
00004	MRS ALKA NARGARIA	50100	1.06	DIRECTORS
		3364300	71.49	
		3364300	71.49	



FREE-FLOAT HOLDERS
DISCLOSE ONLY HOLDINGS OF 1% & ABOVE
(List holders Categorywise)

Name of the Company : BLOOM INDUSTRIES LTD				
Scrip Code		Quarter Ended : 31/03/2008		
Sl. No.	Holders Name	No. of Shares Held	% of Share Holding	Category Code
	Indian Corporate Bodies/Trusts/Partn			
00001	BHUPENDRA CAPITAL & FINANCE LT	100000	2.12	BODIES CORPORATE
00002	SHUBHAM MERCANTILE CO P LTD	100000	2.12	BODIES CORPORATE
		200000	4.25	
	Indian Individuals/HUFs & Relatives			
00003	DEEPESH S TIBREWALA	50300	1.07	RESIDENT INDIVIDUALS
		50300	1.07	
		250300	5.32	

