


Statement Showing Shareholding Pattern								
Name of the Company :		BLOOM INDUSTRIES LIMITED						
Scrip Code :		513422	Quarter Ended :			31/03/2010		
Category code	Category of Shareholder	Number of Shareholders	Total number of shares	Number of shares held in dematerialized form	Total shareholding as a percentage of total number		Shares Pledged or otherwise encumbered	
					As a percentage of(A+B) ¹	As a percentage of (A+B+C)	Number of shares	As a percentage
(A)	Shareholding of Promoter and Promoter Group²							
1	Indian							
(a)	Individuals/ Hindu Undivided Family	3	3364300	3314200	71.49	71.49	0	0.00
(b)	Central Government/ State Government(s)	0	0	0	0.00	0.00	0	0.00
(c)	Bodies Corporate	0	0	0	0.00	0.00	0	0.00
(d)	Financial Institutions/ Banks	0	0	0	0.00	0.00	0	0.00
(e)	Any Others(Specify)	0	0	0	0.00	0.00	0	0.00
(e-i)							0	0.00
(e-ii)							0	0.00
	Sub Total(A)(1)	3	3364300	3314200	71.49	71.49	0.00	0.00
2	Foreign							
a	Individuals (Non-Residents Individuals/ Foreign Individuals)	0	0	0	0.00	0.00	0	0.00
b	Bodies Corporate	0	0	0	0.00	0.00	0	0.00
c	Institutions	0	0	0	0.00	0.00	0	0.00
d	Any Others(Specify)	0	0	0	0.00	0.00	0	0.00
d-i							0	0.00



d-ii								
	Sub Total(A)(2)	0	0	0	0.00	0.00	0	0.00
	Total Shareholding of Promoter and Promoter Group (A)= (A)(1)+(A)(2)	3	3364300	3314200	71.49	71.49	0.00	0.00
(B)	Public shareholding							
1	Institutions							
(a)	Mutual Funds/ UTI	0	0	0	0.00	0.00	0	0.00
(b)	Financial Institutions / Banks	0	0	0	0.00	0.00	0	0.00
(c)	Central Government/ State Government(s)	0	0	0	0.00	0.00	0	0.00
(d)	Venture Capital Funds	0	0	0	0.00	0.00	0	0.00
(e)	Insurance Companies	0	0	0	0.00	0.00	0	0.00
(f)	Foreign Institutional Investors	0	0	0	0.00	0.00	0	0.00
(g)	Foreign Venture Capital Investors	0	0	0	0.00	0.00	0	0.00
(h)	Any Other (specify)	0	0	0	0.00	0.00	0	0.00
(h-i)								
(h-ii)								
	Sub-Total (B)(1)	0	0	0	0.00	0.00	0	0.00
B 2	Non-institutions							
(a)	Bodies Corporate	22	249500	5100	5.30	5.30	0	0.00
(b)	Individuals							
I	Individuals -i. Individual shareholders holding nominal share capital up to Rs 1 lakh	2398	968800	25400	20.59	20.59	0	0.00
II	ii. Individual shareholders holding nominal share capital in excess of Rs. 1 lakh.	4	123400	31000	2.62	2.62	0	0.00
(c)	Any Other (specify)							
(c-i)	NRIs	0	0	0	0.00	0.00	0	0.00




(c-ii)	Directors	0	0	0	0.00	0.00		
	Sub-Total (B)(2)	2424	1341700	61500	28.51	28.51	0	0.00
(B)	Total Public Shareholding (B)= (B)(1)+(B)(2)	2424	1341700	61500	28.51	28.51	0	0.00
	TOTAL (A)+(B)	2427	4706000	3375700	100.00	100.00	0	0.00
(C)	Shares held by Custodians and against which Depository Receipts have been issued	0	0	0	0.00	0.00	0	0
	GRAND TOTAL (A)+(B)+(C)	2427	4706000	3375700	100.00	100.00	0	0.00




Sr.No	Notes
1	Name, Number of Shares held & percentage of shareholding of entities/persons holding more than 1% of the shares of the company is as per annexure
2	
3	
4	
5	
6	
7	
8	
9	

5-11



**(I)(b) Statement showing Shareholding of persons belonging to the category
“Promoter and Promoter Group”**

Sr. No.	Name of the shareholder	Total shares held			Shares pledged or otherwise encumbered		
		Number of shares	As a % of grand total +(B)+(C)	(A)	Number	As a percentage	As a % of grand total (A)+(B)+(C) of sub-clause (I)(a)
1	KAMAL KUMAR CHAUDHARY	2717800	57.75		0	0.00	0.00
2	KAMAL KUMAR CHAUDHARY HUF	596400	12.67		0	0.00	0.00
3	MRS. ALKA NARSARIA	50100	1.06		0	0.00	0.00
					0	0.00	0.00
TOTAL		3364300	71.49		0	0.00	0.00



(I)(c) Statement showing Shareholding of persons belonging to the category
"Public" and holding more than 1% of the total number of shares

Sr. No.	Name of the shareholder	Number of shares	Shares as a percentage of total number of shares {i.e., Grand Total (A)+(B)+(C) indicated in Statement at para (I)(a) above}
1	SHUBHAM MERCANTILE CO P LTD	100000	2.12
2	BHUPENDRA CAPITAL & FINANCE LTD	100000	2.12
3	DEEPESH S TIBREWALA	50300	1.07
4			
5			
5			
6			
8			
9			
10			
11			
12			
13			
14			
15			
16			
TOTAL		250300	5.32



(II)(a) Statement showing details of Depository Receipts (DRs)

Sr. No.	Type of outstanding DR (ADRs, GDRs, SDRs, etc.)	Number of outstanding DRs	Number of shares underlying outstanding DRs	Shares underlying outstanding DRs as a percentage of total number of shares {i.e., Grand Total (A)+(B)+(C) indicated in Statement at para (I)(a) above}
1				
2				
3				
4				
5				
6				
7				
8				
9				
TOTAL		0	0	0.00



(II)(b) Statement showing Holding of Depository Receipts (DRs), where underlying shares are in excess of 1% of the total number of shares

Sr. No.	Name of the DR Holder	Type of outstanding DR (ADRs, GDRs, SDRs, etc.)	Number of shares underlying outstanding DRs	Shares underlying outstanding DRs as a percentage of total number of shares {i.e., Grand Total (A)+(B)+(C) indicated in Statement at para (I)(a) above}
1				
2				
3				
4				
5				
TOTAL		0	0	0.00

S →

