


SHAREHOLDING PATTERN SUMMARY FOR FREE-FLOAT INDICES

Name of the Company : BLOOM INDUSTRIES LTD

Scrip Code


Quarter Ended : 31/03/2009

Category Code	Category	No. of Shares Held	% of Holding
I	CONTROLLING/STRATEGIC HOLDINGS		
A	BASED IN INDIA		
1	Indian Individuals/HUF & Relatives	3364300	71.49
2	Indian Corporate Bodies/Trusts/Partnerships	0	0.00
3	Persons Acting in Concert (also include Suppliers / Customers)	0	0.00
4	Other Directors & Relatives (other than in 1 above)	0	0.00
5	Employee Welfare Trusts/ESOPs (already converted into shares but locked in)	0	0.00
6	Banks/Financial Institutions	0	0.00
7	Central / State Govt.	0	0.00
8	Central / State Govt. Institutions	0	0.00
9	Venture Funds/Private Equity Funds	0	0.00
	Sub Total A	3364300	71.49
B	BASED OVERSEAS		
10	Foreign Individuals (including FDI) NRI DIRECTORS	0	0.00
11	Foreign Corporate Bodies (including FDI)	0	0.00
12	Non Resident indians (Individual)	0	0.00
13	Non Resident Indian Corporate Bodies	0	0.00
	Sub Total B	0	0.00
C	GDRs/ADRs/ADSSs	0	0.00
	Sub Total C	0	0.00
D	OTHERS (Please specify here _____)	0	0.00
	Sub Total D	0	0.00
E	ANY OTHER SHARES LOCKED-IN (except covered above)	0	0.00
	Sub Total E	0	0.00
	Sub Total I.....	3364300	71.49



SHAREHOLDING PATTERN SUMMARY FOR FREE-FLOAT INDICES

Name of the Company : BLOOM INDUSTRIES LTD			
Scrip Code		Quarter Ended : 31/03/2009	
Category Code	Category	No. of Shares Held	% of Holding
II	FREE FLOAT		
A	BASED IN INDIA		
1	Indian Individuals/HUF	1092200	23.21
2	Indian Corporate Bodies/Trusts/Partnerships	249500	5.30
3	Independent Directors & Relatives	0	0.00
4	Present Employees	0	0.00
5	Banks/Financial Institutions	0	0.00
6	Central / State Govt.	0	0.00
7	Central / State Govt. Institutions	0	0.00
8	Insurance Companies	0	0.00
9	Mutual Funds	0	0.00
10	Venture Funds/Private Equity Funds	0	0.00
11	Customers	0	0.00
12	Suppliers	0	0.00
	Sub Total A	1341700	28.51
B	BASED OVERSEAS		
13	Foreign Individuals	0	0.00
14	Foreign Corporate Bodies	0	0.00
15	Foreign Institutional Investors	0	0.00
16	Non Resident indians (Individuals)	0	0.00
17	Non Resident Indian Corporate Bodies	0	0.00
	Sub Total B	0	0.00
C	GDRs/ADRs/ADSSs	0	0.00
	Sub Total C	0	0.00
D	OTHERS (Please specify here _____)	0	0.00
	Sub Total D	0	0.00
	Sub Total II.....	1341700	28.51
	Grand Total	4706000	100.00
BROAD SUMMARY OF HOLDINGS			
Total Controlling / Strategic Holdings		3364300	71.49
Total Free-float		1341700	28.51
	Grand Total	4706000	100.00
SUMMARY OF DOMESTIC/FOREIGN HOLDINGS			
Total Domestic Holdings		4706000	100.00
Total Foreign Holding		0	0.00
	Grand Total	4706000	100.00



CONTROLLING / STRATEGIC HOLDERS
(Include every single holder and list them Categorywise)

Name of the Company : BLOOM INDUSTRIES LTD

Scrip Code

Quarter Ended : 30/03/2009

Sl. No.	Holders Name	No. of Shares Held	% of Share Holding	Category Code
	Indian Individuals/HUFs & Relatives			
00001	KAMAL KUMAR CHAUDHARY	2717800	57.75	DIRECTORS
00002	KAMAL KUMAR CHAUDHARY HUF	596400	12.67	DIRECTORS
00003	MRS ALKA NARSARIA	50100	1.06	DIRECTORS
		3364300	71.49	
		3364300	71.49	




FREE-FLOAT HOLDERS
DISCLOSE ONLY HOLDINGS OF 1% & ABOVE
(List holders Categorywise)

Name of the Company : BLOOM INDUSTRIES LTD				
Scrip Code		Quarter Ended : 31/03/2007		
Sl. No.	Holders Name	No. of Shares Held	% of Share Holding	Category Code
	Indian Corporate			
00001	BHUPENDRA CAPITAL & FINANCE LT	100000	2.12	BODIES CORPORATE
00002	SHUBHAM MERCANTILE CO P LTD	100000	2.12	BODIES CORPORATE
		200000	4.25	
	Indian Individuals/HUFs & Relatives			
00003	DEEPESH S TIBREWALA	50300	1.06	RESIDENT INDIVIDUALS
		50300	1.07	
		250300	5.32	



(I)(a) Statement showing Shareholding Pattern under Clause 35 of the Listing Agreement

Name of the Company		BLOOM INDUSTRIES LTD						
Scrip Code		Quarter Ended		31/03/2009				
Category Code	Category Shareholder	Number of Shareholders	Total number of shares	Number of shares held in dematerialized form	Total Shareholding as a percentage of total number of shares		Shares pledged or otherwise encumbered	
					As a percentage of (A+B)	As a percentage of (A+B+C)	Number of shares	As a percentage
(A)	Shareholding of Promoter and Promoter Group							
1	Indian							
(a)	Individuals / Hindu Undivided Family	3	3364300	3314200	71.49	71.49	0	0.00
(b)	Central Government/ State Government(s)	0	0	0	0.00	0.00	0	0.00
(c)	Bodies Corporate	0	0	0	0.00	0.00	0	0.00
(d)	Financial Institutions/Banks	0	0	0	0.00	0.00	0	0.00
(e)	Any Other (Specify)	0	0	0	0.00	0.00	0	0.00
	Sub Total (A)(1)	3	3364300	3314200	71.49	71.49	0	0.00
2	Foreign							
(a)	Individuals(Non-Resident Individuals/ Foreign Individuals)	0	0	0	0.00	0.00	0	0.00
(b)	Bodies Corporate	0	0	0	0.00	0.00	0	0.00
(c)	Institutions	0	0	0	0.00	0.00	0	0.00
(d)	Any Other (Specify)	0	0	0	0.00	0.00	0	0.00
	Sub Total (A)(2)	0	0	0	0.00	0.00	0	0.00
	Total Shareholding of Promoter and Promoter Group (A)=(A)(1)+(A)(2)	3	3364300	3314200	71.49	71.49	0	0.00




Name of the Company		BLOOM INDUSTRIES LTD						
Scrip Code		Quarter Ended	31/03/2009					
Category Code	Category Shareholder	Number of Shareholders	Total number of shares	Number of shares held in dematerialized form	Total Shareholding as a percentage of total number of shares	Shares pledged or otherwise encumbered	Number of shares	As a percentage
					As a percentage of (A+B)	As a percentage of (A+B+C)	of shares	percentage
(B)	Public Shareholding						N.A.	N.A.
1	Institutions							
(a)	Mutual Funds / UTI	0	0	0	0.00	0.00		
(b)	Financial Institutions / Banks	0	0	0	0.00	0.00		
(c)	Central Government / State Government(s)	0	0	0	0.00	0.00		
(d)	Venture Capital Funds	0	0	0	0.00	0.00		
(e)	Insurance Companies	0	0	0	0.00	0.00		
(f)	Foreign Institutional Investors	0	0	0	0.00	0.00		
(g)	Foreign Venture Capital Investors	0	0	0	0.00	0.00		
(h)	Any Other (Specify)	0	0	0	0.00	0.00		
	Sub Total (B)(1)	0	0	0	0.00	0.00	N.A.	N.A.
2	Non-Institutions							
(a)	Bodies Corporate	22	249500	5100	5.30	5.30		
(b)	Individuals							
(i)	Individual Shareholders holding nominal share capital up to Rs. 1 lakh	2399	966800	25400	20.59	20.59		
(ii)	Individual Shareholders holding nominal share capital in excess of Rs. 1 lakh	4	123400	31000	2.62	2.62		
(c)	Any Other (Specify)							
	(a) N.R.I. (Repat & Non-Repat.)	0	0	0	0.00	0.00		
	(b) Foreign Corporate Bodies	0	0	0	0.00	0.00		
	(c) Trust	0	0	0	0.00	0.00		
	Sub Total (B)(2)	2425	1341700	61500	28.51	28.51	N.A.	N.A.
	Total Public Shareholding (B) = (B)(1)+(B)(2)	2425	1341700	61500	28.51	28.51		
	TOTAL (A)+(B)	2428	4706000	3375700	100.00	100.00	N.A.	N.A.
(C)	Shares held by Custodians and against which Depository Receipts have been issued	0	0	0	0.00	0.00	N.A.	N.A.
	GRAND TOTAL (A)+(B)+(C)	2428	4706000	3375700	100.00	100.00		



Name of the Company	BLOOM INDUSTRIES LTD		
Scrip Code	Quarter Ended	31/03/2009	

Statement showing Shareholding of persons belonging to the category "Promoter and Promoter Group"

Sr. No.	Name of the Shareholder	Total Shares held		Shares pledged or otherwise encumbered		
		Total number of shares	Shares as a % of total number of shares (i.e. Grand Total (A)+(B)+(C) indicated in Stat-ment at para (I)(a)	Number	As a percentage	As a % of grand total (A)+(B)+(C) of sub-clause (I)(a)
1	KAMAL KUMAR CHAUDHARY	2717600	57.75	0	0.00	0.00
2	KAMAL KUMAR CHAUDHARY HUF	596400	12.67	0	0.00	0.00
3	MRS ALKA NARSARIA	50100	1.06	0	0.00	0.00
	TOTAL	3364300	71.48	0	0.00	0.00



Name of the Company	BLOOM INDUSTRIES LTD		
Scrip Code		Quarter Ended	31/03/2009

Statement showing Shareholding of persons belonging to the category "Public" and holding more than 1% of the total number of shares


Sr. No.	Name of the Shareholder	Total number of shares	Shares as a % of total number of shares (i.e. Grand Total (A)+(B)+(C) indicated in Stat-ment at para (I)(a))
1	SHUBHAM MERCANTILE CO P LTD	100000	2.12
2	BHUPENDRA CAPITAL & FINANCE LT	100000	2.12
3	DEEPESH S TIBREWALA	50300	1.06
	TOTAL	250300	5.31



Name of the Company	BLOOM INDUSTRIES LTD		
Scrip Code		Quarter Ended	31/03/2009

Statement showing details of locked-in shares

Sr. No.	Name of the Shareholder	Total number of shares	Shares as a % of total number of shares (i.e. Grand Total (A)+(B)+(C) indicated in Stat-ment at para (I)(a))
1	NIL	0	0.00
	TOTAL	0	0.00




Name of the Company	BLOOM INDUSTRIES LTD		
Scrip Code		Quarter Ended	31/03/2009

(II)(a) Statement showing details of Depository Receipts (DRs)

Sr. No.	Type of outstanding DR (ADRs, GDRs, SDRs, etc.)	Number of outstanding DRs	Total number of shares	Shares underlying outstanding DRs as a % of total number of shares (i.e., GRAND TOTAL (A)+(B)+(C) indicated in statement at para (I)(a) above}
	NIL	NIL	NIL	NIL
	TOTAL			

(II)(b) Statement showing holding of Depository Receipts (DRs), where underlying shares are in excess of 1% of the total number of shares


Sr. No.	Name of the DR Holder	Type of outstanding DR (ADRs, GDRs, SDRs, etc.)	Number of shares underlying outstanding DRs	Shares underlying outstanding DRs as a % of total number of shares (i.e., GRAND TOTAL (A)+(B)+(C) indicated in statement at para (I)(a) above}
	NIL	NIL	NIL	NIL
	TOTAL			



BLOOM INDUSTRIES LTD
SUMMARY OF FINAL SHAREHOLDING PATTERN

31/03/2009

CATE GDRY	DESCRIPTION	NO. OF SHARES	% OF CAPITAL	NO. OF HOLDERS	% OF HOLDRES
00	RESIDENT INDIVIDUALS	1092200	23.21	2402	98.97
31	BODIES CORPORATE	249500	5.30	22	0.91
41	DIRECTORS	3364300	71.49	3	0.12
TOTAL	----->	4706000	100.00	2427	100.00



BLOOM INDUSTRIES LTD
LIST OF TOP 50 COMBINE CATEGORY

Page No : 00001
31/03/2009

FOLIO NO.	NAME OF THE HOLDER	SHARES	% CAPITAL
1204720000123618	KAMAL KUMAR CHAUDHARY	2717800	57.75
1204720000124611	KAMAL KUMAR CHAUDHARY HUF	596400	12.67
B00774	BHUPENDRA CAPITAL & FINANCE LT	100000	2.12
S02013	SHUBHAM MERCANTILE CO P LTD	100000	2.12
D00756	DEEPESH S TIBREWALA	50300	1.06
A00003	MRS ALKA NARSARIA	50100	1.06
K01102	KIRIKUMAR CHIMANLAL SHAH	42100	0.89
1202550000007489	SARLA PRAVIN TIBREWALAL	20500	0.43
1201060500094749	PAWAN KUMAR RUNGTA	10500	0.22
L00260	LLOYDS STOCKS & SHARES LIMITED	10000	0.21
G00565	GAME KING PRIVATE LIMITED	10000	0.21
R01696	ROHA LEASING & FINANCING LTD	10000	0.21
D00755	DOVER PROPERTIES (P) LTD.	9800	0.20
K01083	KRISHAN KUMAR SHARMA	8900	0.18
R01631	RAMESH GHANSHYAMDAS BIYANI	8300	0.17
R01673	RAJESH S AGARWAL	7100	0.15
S03222	SHIVRATAN S LUHARUKA	6700	0.14
A01526	AMIT S AGARWAL	6300	0.13
L00278	LEENA VIPUL MODI	5900	0.12
A01503	ANJALI PRAVINCHANDRA SHAH	5500	0.11
U00191	URMILA PRAVINCHANDRA SHAH	5500	0.11
1203460000031182	KRISHNA KABRA	5400	0.11
M01597	MANOJ HARLALKA	5400	0.11
S03135	SANGITA HARLALKA	5400	0.11
J00687	J N MEHTA	5000	0.10
A01473	ANIL N. SHAH	5000	0.10
1201850000001975	SAIKRIPA FINSTOCK PVT. LTD.	4900	0.10
F00020	FALGUN C SHAH	4900	0.10
V00812	VIJAY M LALPURIA	4600	0.09
V00813	VISHNU KUMAR GUPTA	4000	0.08
S03262	SHIV KUMAR BAGLA	4000	0.08
K01058	KAMAL KUMAR MODI	4000	0.08
K01074	KRISHNA FINANCE & MERCANTILES PVT.	4000	0.08
H00494	HARSH TIBREWAL	3800	0.08
B01021	BRIJESH RAMAKANT H.U.F	3800	0.08
U00186	URMILA SEKSARIA	3700	0.07
K01079	KETAN BHARAT PAREKH	3500	0.07
P01271	P B DALAL	3500	0.07
1301190300009040	SUNIL SHYAM MIRPURI	3200	0.06
L00275	LEENA VIPUL MODI	3100	0.06
J00569	JOSHI O P	3000	0.06
J00571	JOSHI OMPRAKASH	3000	0.06
H00520	HARISH P SHAH	3000	0.06
J00184	JAKHORIA ASHOK KUMAR	3000	0.06
J00185	JAKHORIA B V	3000	0.06
J00186	JAKHORIA BIMALA DEVI	3000	0.06
J00187	JAKHORIA BIMALA DEVI	3000	0.06
J00188	JAKHORIA BIMALA VIJAY	3000	0.06
J00199	JAKORIA NANDA	3000	0.06
J00200	JAKORIA NANDA DEVI	3000	0.06
00050	TOTAL SHARES	3892900	82.72

